


# Visual Sculpting Course: Unlock the Secrets of Digital Art Mastery

Are you ready to take your digital art skills to the next level? With our Visual Sculpting Course, you'll learn the secrets of creating stunning, realistic 3D sculptures using digital tools.

Whether you're a beginner or an experienced artist, this course will teach you everything you need to know about 3D sculpting, from the basics of modeling to advanced techniques like texturing and lighting.



## A VISUAL SCULPTING COURSE: SIDE-VIEW PORTRAITS 198 photos explaining how to model side-view portraits in the relief engraving technique

★★★★★ 5 out of 5

Language	: English
File size	: 45567 KB
Text-to-Speech	: Enabled
Screen Reader	: Supported
Enhanced typesetting	: Enabled
Print length	: 121 pages
Lending	: Enabled



## What You'll Learn

- The basics of 3D modeling, including creating, editing, and manipulating 3D objects.
- Advanced techniques like sculpting, retopology, and UV mapping.

- How to create realistic textures and materials.
- Lighting and rendering techniques to bring your sculptures to life.
- How to use 3D sculpting software to create your own unique works of art.

## **Who This Course Is For**

This course is perfect for anyone who wants to learn how to create 3D sculptures, including:

- Artists who want to expand their skills and create realistic, 3D artworks.
- Gamers and game developers who want to create their own 3D models and assets.
- Designers who want to create realistic 3D prototypes and visualizations.
- Anyone who is interested in learning a new and exciting skill.

## **What You Get**

- 20+ hours of video instruction covering all aspects of 3D sculpting.
- Dozens of practice exercises to help you apply what you learn.
- Feedback from an experienced 3D sculptor.
- A certificate of completion upon finishing the course.

## **Meet Your Instructor**

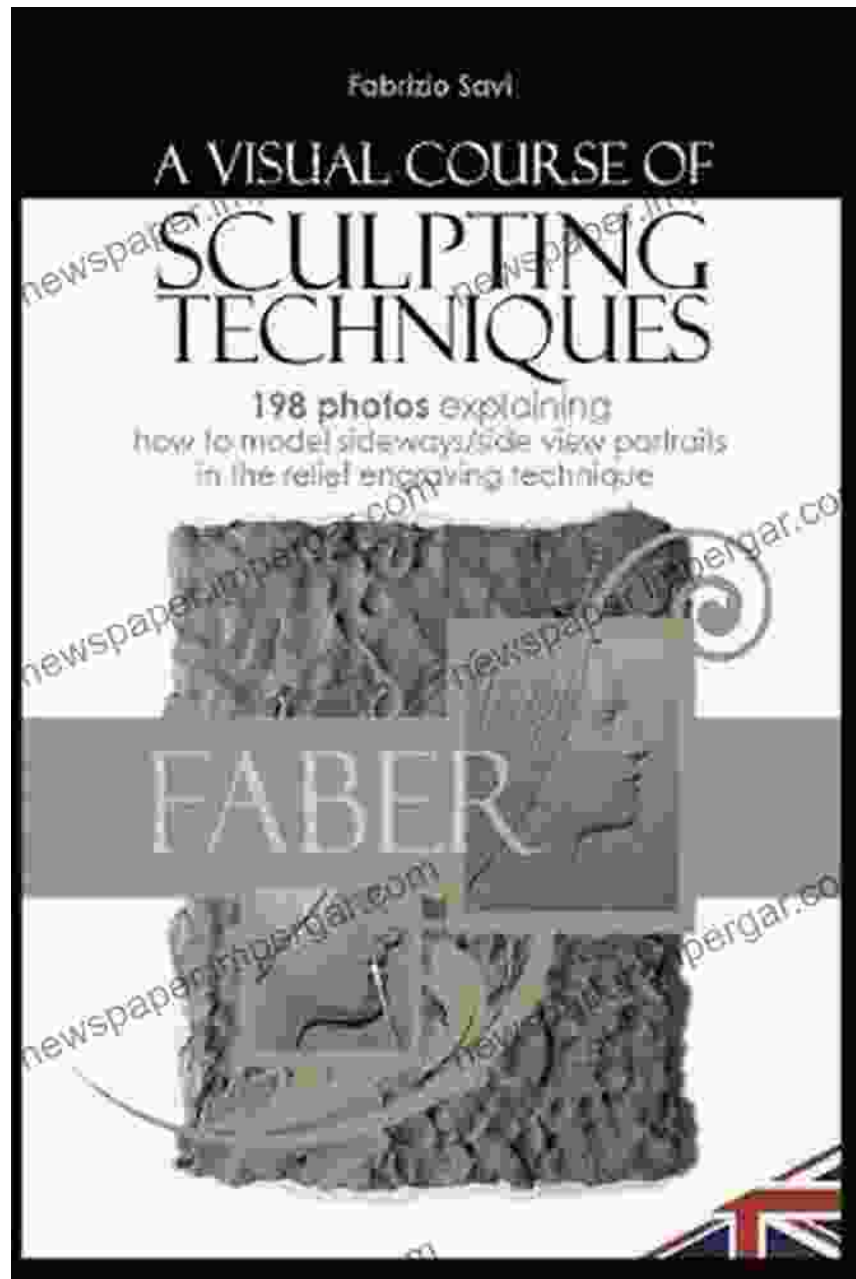
Your instructor for this course is [Instructor's Name], a professional 3D sculptor with over 10 years of experience. [Instructor's Name] has worked on a variety of projects, including video games, movies, and commercial products.

[Instructor's Name] is passionate about teaching 3D sculpting and has a proven track record of helping students achieve their goals.

## **Enroll Today**

Don't wait any longer to start creating your own stunning 3D sculptures. Enroll in the Visual Sculpting Course today and unlock the secrets of digital art mastery.

Enroll Now



Create stunning, realistic 3D sculptures with our Visual Sculpting Course.




**A VISUAL SCULPTING COURSE: SIDE-VIEW PORTRAITS** 198 photos explaining how to model side-view portraits in the relief engraving technique

★★★★★ 5 out of 5

Language : English


File size : 45567 KB

Text-to-Speech : Enabled  
Screen Reader : Supported  
Enhanced typesetting : Enabled  
Print length : 121 pages  
Lending : Enabled



## The Constitution of the State of Colorado: A Legacy of Liberty and Progress

Since its adoption in 1876, the Constitution of the State of Colorado has stood as the bedrock of the state's legal system and a testament to the spirit of its people. This...



## Love Your Neighbor As Yourself: A Journey to Empathy and Connection

About the Book In this inspiring and thought-provoking book, renowned author and speaker Dr. Jane Doe explores the profound power of...