


Unveiling the Secrets to Guitar Mastery: Develop Perfect Technique with Rhythm, Picking, and Legato

Embark on an extraordinary journey to guitar mastery with our comprehensive guide. Discover the intricate secrets of rhythm, picking, and legato, empowering you to wield your instrument with precision and expressiveness. Whether you're a novice seeking a solid foundation or an experienced player eager to refine your skills, this article will provide invaluable insights to elevate your guitar playing to new heights.



Complete Technique for Modern Guitar: Develop perfect guitar technique and master picking, legato, rhythm and expression (Learn Guitar Theory and Technique) by Joseph Alexander

★★★★☆ 4.7 out of 5

Language : English
File size : 28001 KB
Text-to-Speech : Enabled
Screen Reader : Supported
Enhanced typesetting : Enabled
Word Wise : Enabled
Print length : 92 pages
Lending : Enabled



Mastering Rhythm: The Heartbeat of Your Music



Rhythm is the very lifeblood of music, and guitarists play a crucial role in establishing and maintaining a steady groove. Understand the fundamentals of rhythm, including:

- Tempo: The speed at which the beats flow.
- Time Signature: A pattern indicating the number of beats per measure and the subdivision of those beats.
- Downbeats and Upbeats: Identifying the accented and unaccented beats within a measure.
- Syncopation: Intentionally placing notes off-beat for added rhythmic interest.

Practice with a metronome to develop a rock-solid sense of timing. Tap your foot, clap your hands, and sing along to internalize the rhythm.

Experiment with different time signatures and rhythmic patterns to expand your rhythmic vocabulary.

The Art of Picking: Precision and Fluidity



Picking is the technique of striking the guitar strings with a pick to produce sound. Master the following aspects of picking:

- **Pick Grip:** Hold the pick comfortably and securely between your thumb and index finger.
- **Alternate Picking:** Alternating between downstrokes (moving the pick downward) and upstrokes (moving the pick upward) for smooth and efficient playing.

- Economy Picking: Minimizing unnecessary string crossings for increased speed and accuracy.
- Hybrid Picking: Combining fingerpicking and pick playing for versatility and expressiveness.

Practice picking exercises to develop coordination, accuracy, and speed. Start slowly and gradually increase the tempo as you gain confidence. Listen attentively to the sound you produce and strive for clarity and precision.

Legato: The Seamless Flow of Notes




Legato is a technique where notes are played smoothly and connected, without noticeable gaps in between. This creates a fluid and melodic sound. Master the following elements of legato:

- Finger Positioning: Place your fingers directly behind the frets for clear intonation and minimal string noise.
- Hammer-Ons and Pull-Offs: Using the momentum of one note to play the next without picking the string.
- Slides: Gliding your fingers along the strings to connect notes.
- Vibrato: Subtle oscillations of the finger on the string to add expression and depth.

Practice legato exercises to develop finger independence, coordination, and articulation. Focus on connecting notes smoothly and evenly, striving for a seamless transition between fretted notes.

Putting It All Together: Rhythm, Picking, and Legato in Harmony




The true magic of guitar playing lies in combining rhythm, picking, and legato in a harmonious blend. This intricate interplay creates captivating melodies, dynamic rhythms, and expressive solos.

- Use rhythm as the foundation for your playing, providing a steady groove for your picking and legato.
- Emphasize the downbeats in your picking for a driving rhythm, and use upstrokes to add accents and syncopation.
- Incorporate legato into your solos to create smooth and flowing phrases, connecting notes with hammer-ons, pull-offs, and slides.

Practice playing familiar songs and exercises, focusing on integrating these techniques seamlessly. Experiment with different combinations and variations to develop your own unique style and expression.

The path to guitar mastery is an ongoing journey, but with dedication and the guidance provided in this article, you can unlock the secrets of rhythm, picking, and legato. Practice diligently, listen attentively, and seek inspiration from great guitarists. Embrace the joy of learning and the transformative power of music. As you refine your technique, your guitar will become an extension of yourself, a vessel through which you express your creativity and captivate audiences with your musical prowess.


Invest in your guitar journey today. Embrace the techniques outlined in this article and embark on a path of musical excellence. The rewards of mastering guitar technique will bring you endless enjoyment, fulfillment, and the ability to share your passion with the world.



Complete Technique for Modern Guitar: Develop perfect guitar technique and master picking, legato, rhythm and expression (Learn Guitar Theory and Technique) by Joseph Alexander


★★★★☆ 4.7 out of 5

Language : English
File size : 28001 KB
Text-to-Speech : Enabled
Screen Reader : Supported
Enhanced typesetting : Enabled
Word Wise : Enabled
Print length : 92 pages
Lending : Enabled



The Constitution of the State of Colorado: A Legacy of Liberty and Progress

Since its adoption in 1876, the Constitution of the State of Colorado has stood as the bedrock of the state's legal system and a testament to the spirit of its people. This...



Love Your Neighbor As Yourself: A Journey to Empathy and Connection

About the Book In this inspiring and thought-provoking book, renowned author and speaker Dr. Jane Doe explores the profound power of...