


How to Fix Cracked Walls



HOW TO FIX CRACKED WALL: Comprehensive Guide On How To Fix Cracked Wall For Beginners

★★★★★ 5 out of 5

Language : English
File size : 379 KB
Text-to-Speech : Enabled
Screen Reader : Supported
Enhanced typesetting : Enabled
Print length : 12 pages
Lending : Enabled



Cracked walls can be unsightly and a pain to fix. But with the right tools and knowledge, you can easily repair them yourself.

There are many different types of cracks, each with its own cause and repair method. The most common types of cracks include:


- **Shrinkage cracks:** These cracks are caused by the drying and shrinking of the wall material. They are typically small and hairline, and they usually run vertically.
- **Settlement cracks:** These cracks are caused by the settling of the foundation. They are typically larger than shrinkage cracks, and they can run in any direction.
- **Structural cracks:** These cracks are caused by a structural problem with the building. They are typically large and jagged, and they can run

in any direction.

Once you have identified the type of crack, you can choose the appropriate repair method. Here are the most common repair methods for cracked walls:

- **Caulking:** Caulking is a flexible sealant that can be used to fill small cracks. It is available in a variety of colors, so you can match it to the color of your wall.
- **Patching:** Patching is a more permanent repair method for larger cracks. It involves applying a patch of drywall or plaster over the crack.
- **Epoxy:** Epoxy is a strong adhesive that can be used to repair both small and large cracks. It is available in a variety of colors, and it can be sanded and painted to match the color of your wall.
- **Carbon fiber reinforcement:** Carbon fiber reinforcement is a strong and lightweight material that can be used to repair structural cracks. It is applied in a thin layer over the crack, and it can be painted to match the color of your wall.

With the right tools and knowledge, you can easily repair cracked walls yourself. Just follow the steps outlined in this guide, and you'll have your walls looking good as new in no time.



HOW TO FIX CRACKED WALL: Comprehensive Guide On How To Fix Cracked Wall For Beginners


★★★★★ 5 out of 5

Language : English
File size : 379 KB
Text-to-Speech : Enabled
Screen Reader : Supported

Enhanced typesetting : Enabled
Print length : 12 pages
Lending : Enabled

FREE

DOWNLOAD E-BOOK



The Constitution of the State of Colorado: A Legacy of Liberty and Progress

Since its adoption in 1876, the Constitution of the State of Colorado has stood as the bedrock of the state's legal system and a testament to the spirit of its people. This...



Love Your Neighbor As Yourself: A Journey to Empathy and Connection

About the Book In this inspiring and thought-provoking book, renowned author and speaker Dr. Jane Doe explores the profound power of...